

Operation Jetway


Selected Findings

(through August 15, 2001)

Exhibit A

August 16, 2001


Statistical Services Section (ADSA)



Operation Jetway Selected Findings

Introduction

- Executive Memorandum: Fairness in Law Enforcement (6/9/99)
- Operation Jetway: January 2000 (6 test sites: Newark, Chicago-O'Hare, Houston, and Miami airports; Albuquerque train station; and Sacramento bus station)
- Expanded to all major US airports (appx. 60) as of June 2000.
- N=12,313 (as of 8/15/01)



Operation Jetway Selected Findings


Overview

12,313 Encounters

948 Arrests (8%)

1,745 Seizures (14%)


Airports (10,890)	Train Stations (955)	Bus Stations (288)	Missing (180)
- 88% of all encounters	- 8% of all encounters	- 2% of all encounters	
- 85% of all arrests	- 12% of all arrests	- 2% of all arrests	
- 87% of all seizures	- 10% of all seizures	- 2% of all seizures	
7% arrest rate 14% seizure rate	12% arrest rate 18% seizure rate	6% arrest rate 9% seizure rate	



Operation Jetway Selected Findings

Questions/Issues


- Are we practicing racial profiling?
- How are we justifying our encounters?
- How successful are we?



Operation Jetway Selected Findings

Are we practicing racial profiling?

- The issue of racial profiling cannot be addressed without baseline data
- To date, current efforts to collect baseline data are insufficient
- DEA has recommended a methodology for collecting baseline data



Operation Jetway Selected Findings

How are we justifying our encounters?


Investigative-based Encounters (20%)

- K-9 Hit
- CI or CS
- Tip
- Investigation

Other Encounters (62%)

- [REDACTED]
- [REDACTED]
- [REDACTED]
- [REDACTED]
- [REDACTED]

Missing data (18%)




Operation Jetway Selected Findings

How are we justifying our encounters?

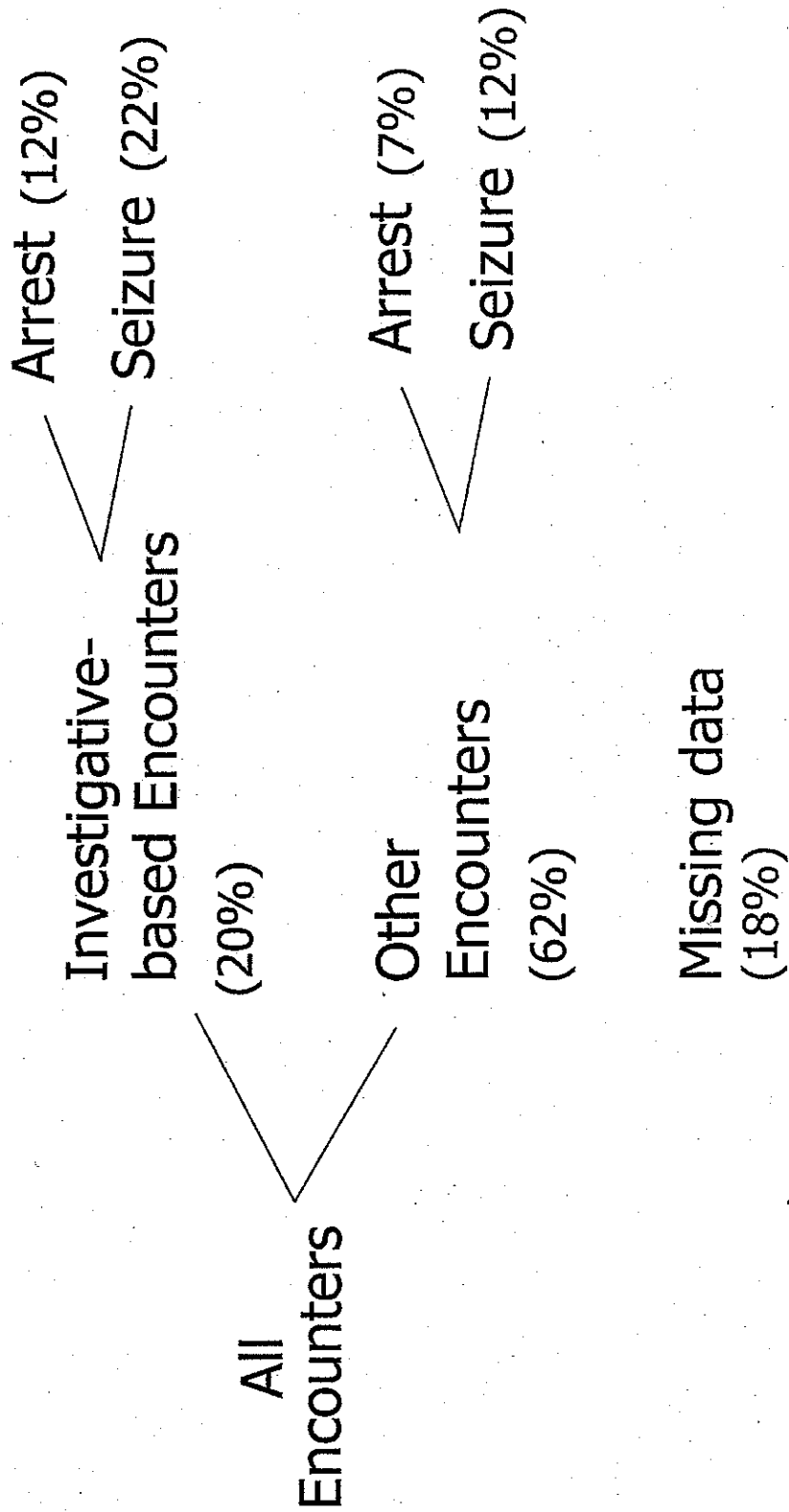
Demographic Characteristics


	<u>Investigative- based Encounters</u>	<u>Other Encounters</u>
Race		
American Indian Alaska Native	1%	1%
Asian	2%	2%
Black African American	30%	26%
Native Hawaiian or Other Pacific Islander	1%	1%
White	65%	68%
Missing	1%	2%
Total	100%	100%
Ethnicity		
Hispanic or Latino	39%	41%
Not Hispanic or Latino	55%	55%
Missing	6%	4%
Total	100%	100%
Gender		
Female	27%	25%
Male	71%	74%
Missing	2%	1%
Total	100%	100%



Operation Jetway Selected Findings

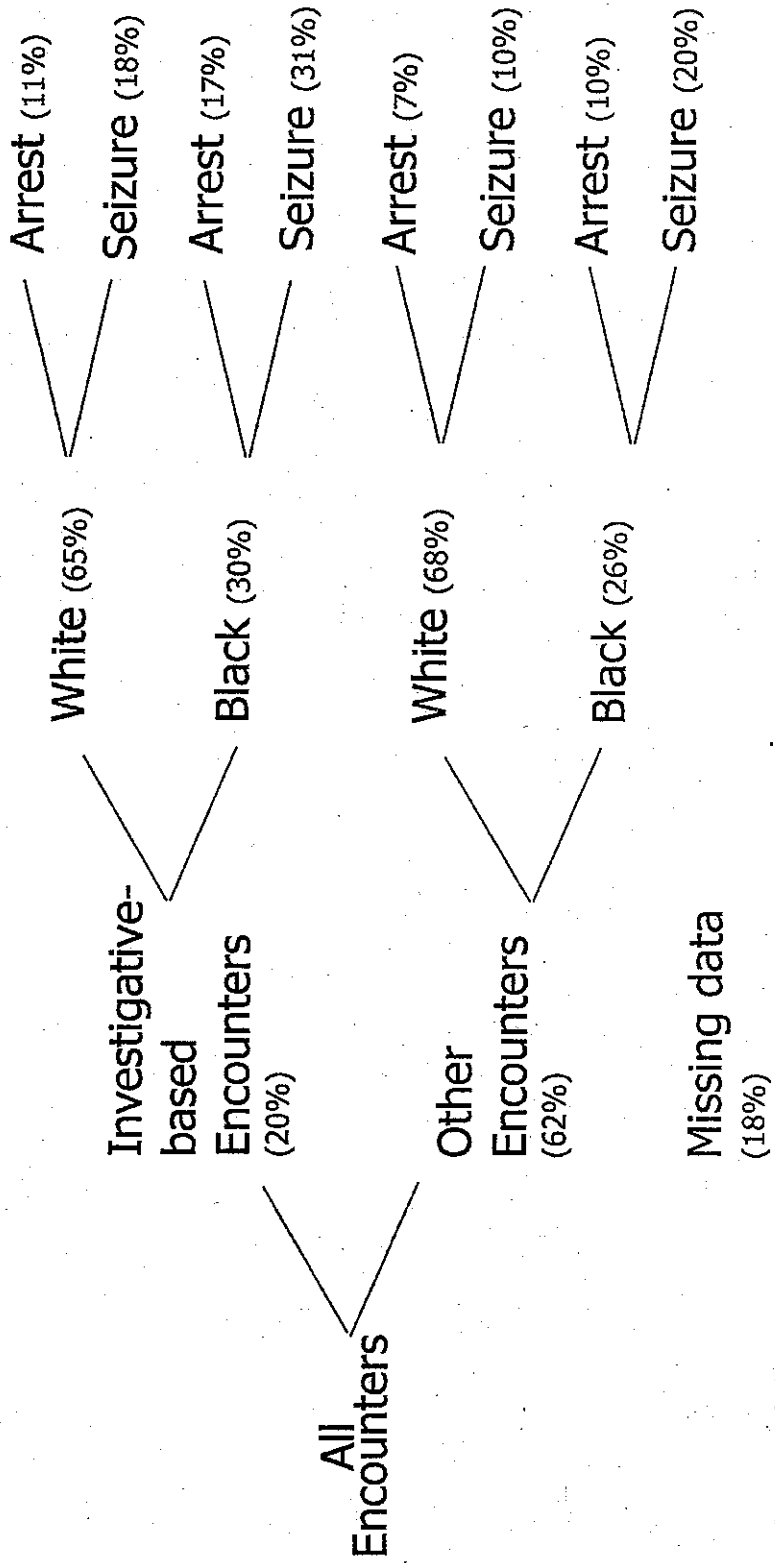
How successful are we?






Operation Jetway Selected Findings

How successful are we?



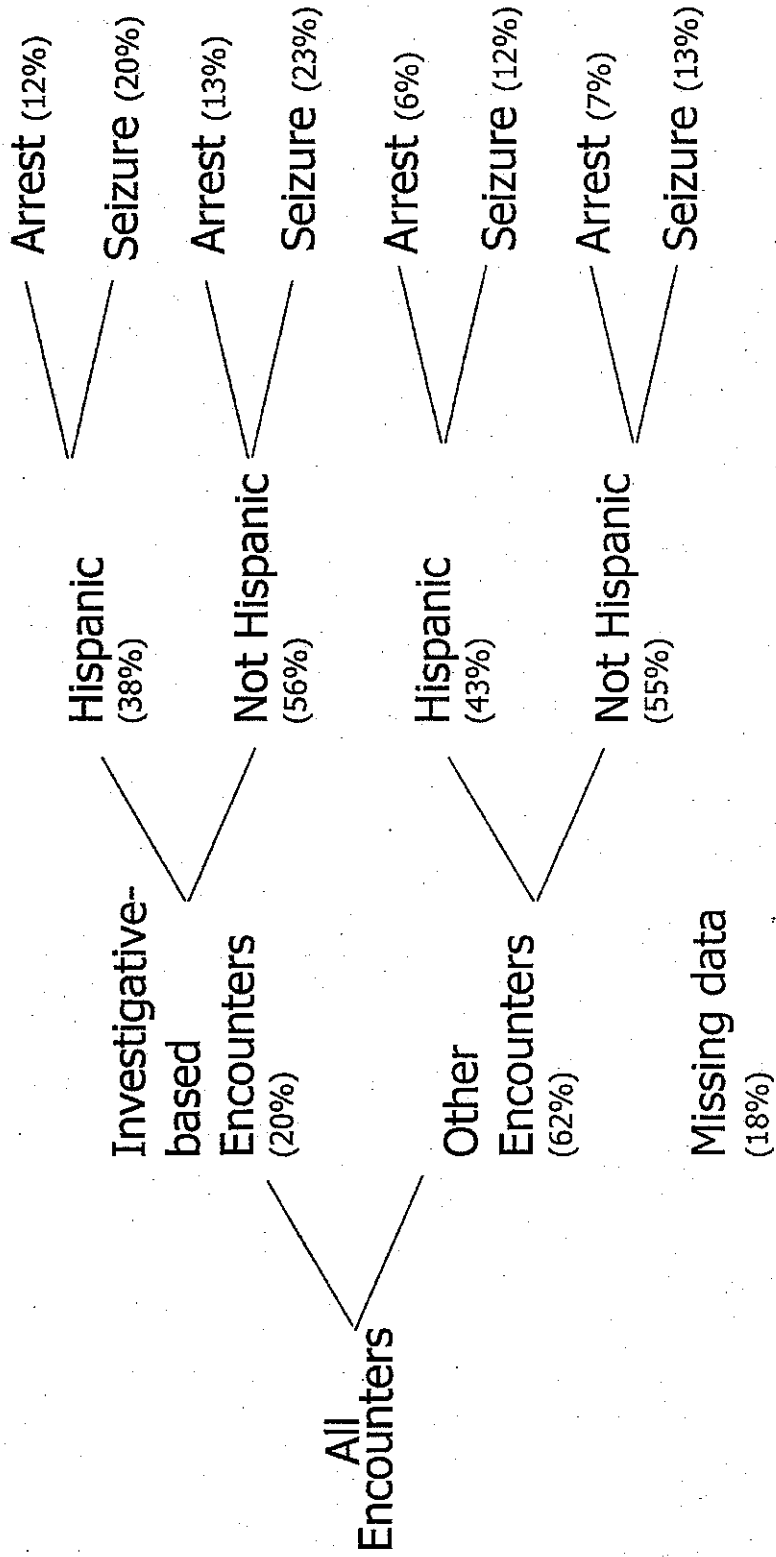
August 16, 2001


Statistical Services Section (ADSA)



Operation Jetway Selected Findings

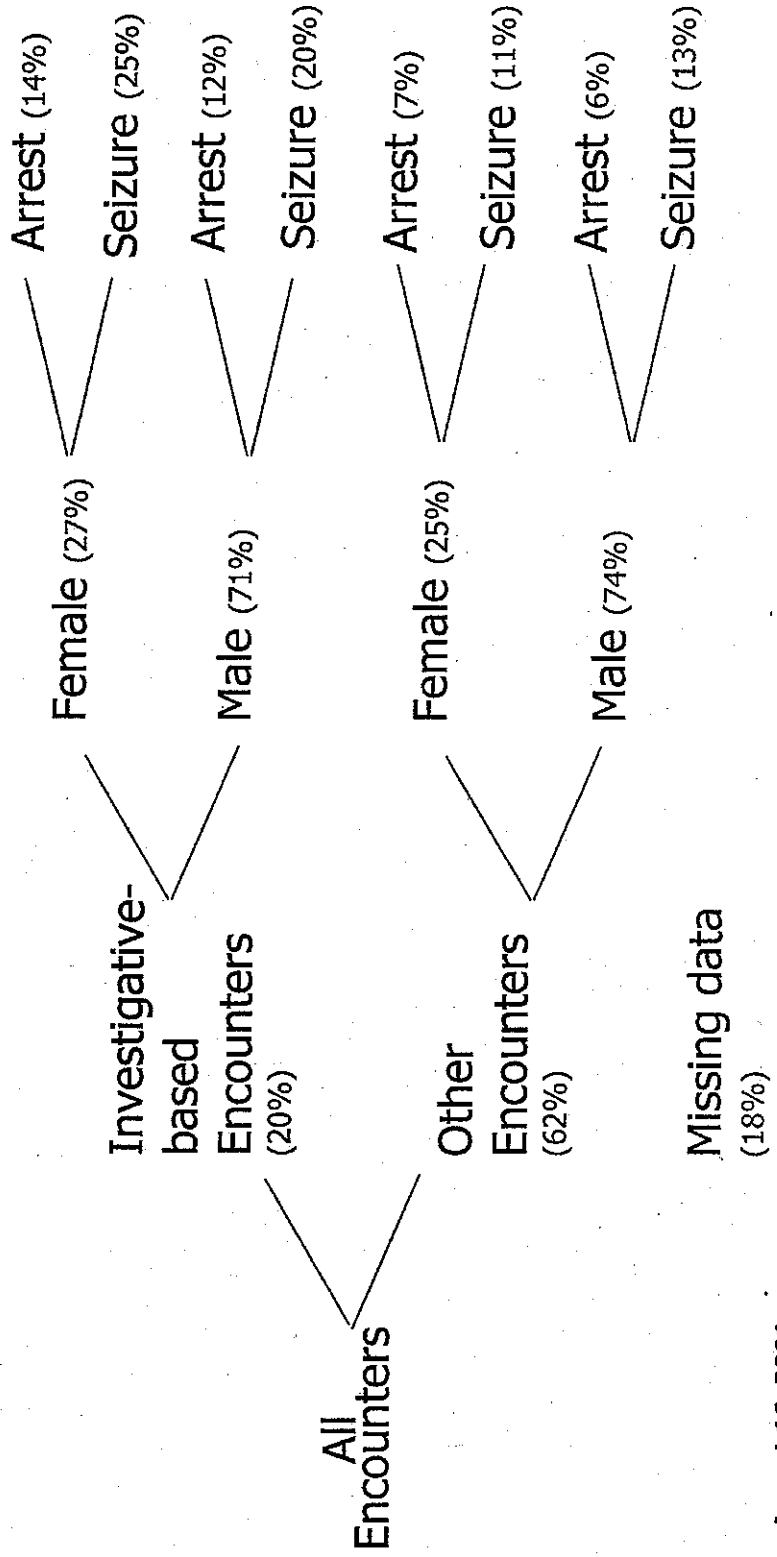
How successful are we?






Operation Jetway Selected Findings

How successful are we?



August 16, 2001


Statistical Services Section (ADSA)



Operation Jetway Selected Findings

Summary

- We can't make conclusions on racial profiling without baseline data
- Agents must do a better job of filling out encounter forms
- There is no disparity across demographic factors between "Investigative-based" and "Other" encounters
- "Investigative-based" encounters have a higher success rate than other encounters (2:1)



Operation Jetway Selected Findings

Recommendations

- Continue to push for the collection of baseline data
- Follow up with the field when incomplete forms are received
- Take a more detailed look at the distribution of demographic factors across specific types of encounters
- Cease "Non-Investigative-based" encounters