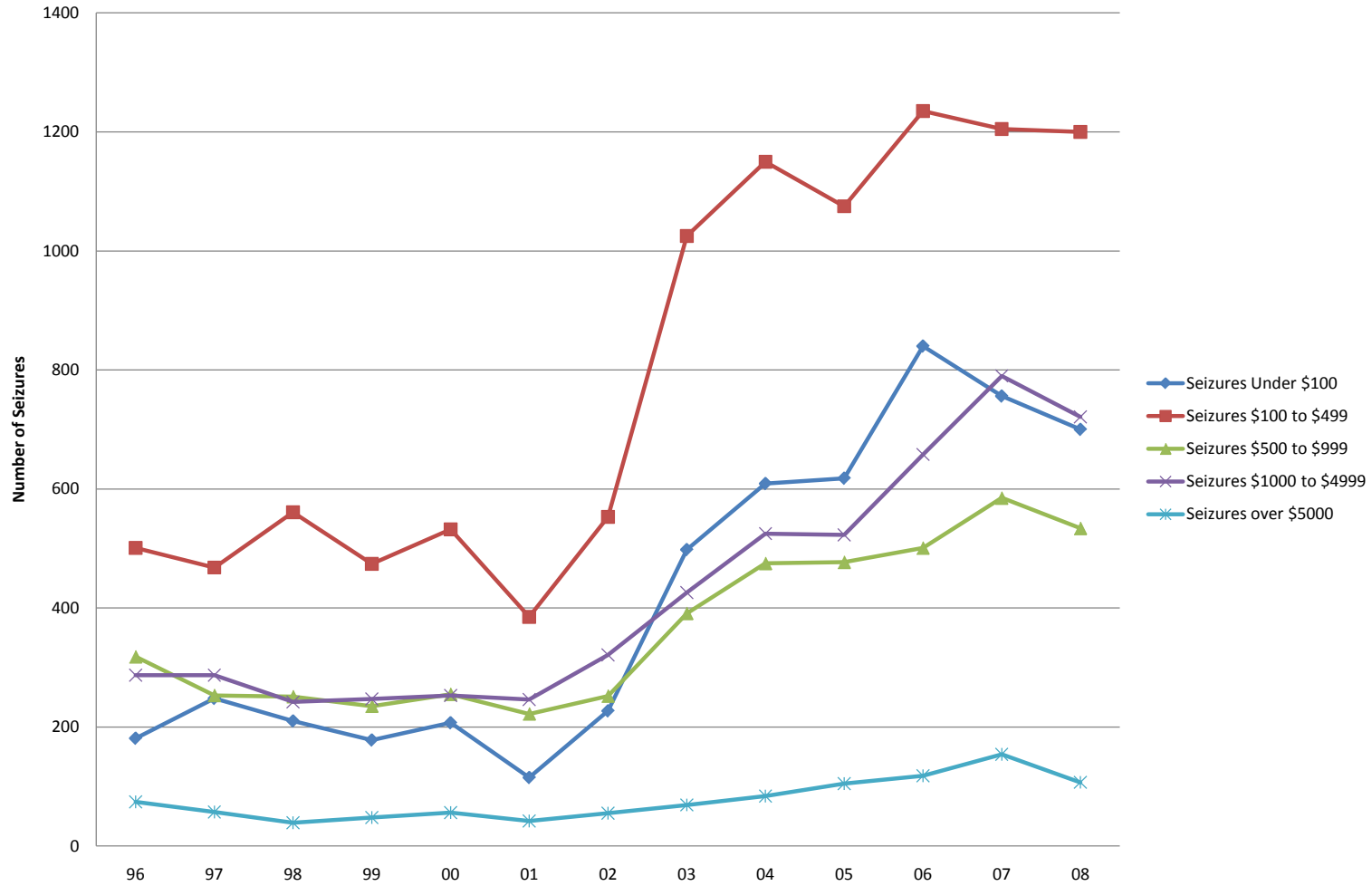
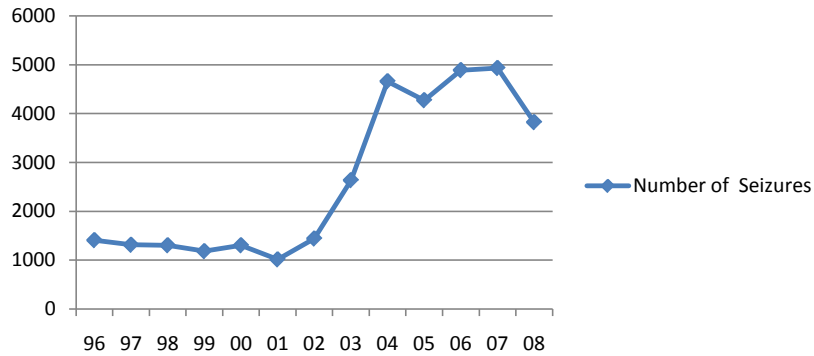


Number of Seizures by Size, 1996 to 2008

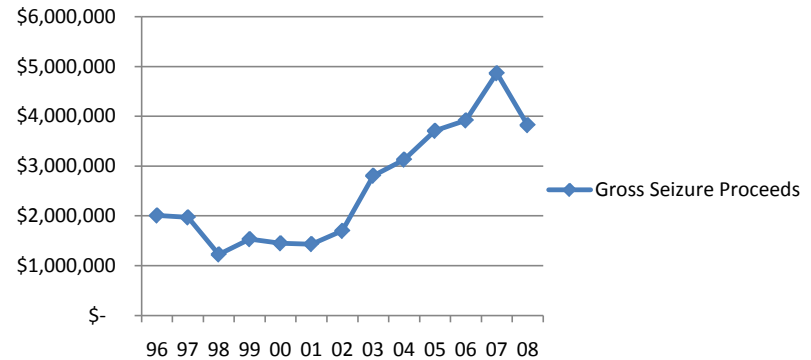


Seizures under \$100: Up 287%
 Seizures \$100 to \$499: Up 140%
 Seizures \$500 to \$999: Up 68%
 Seizures \$1000 to \$4999: Up 151%
 Seizures over \$5000: Up 45%

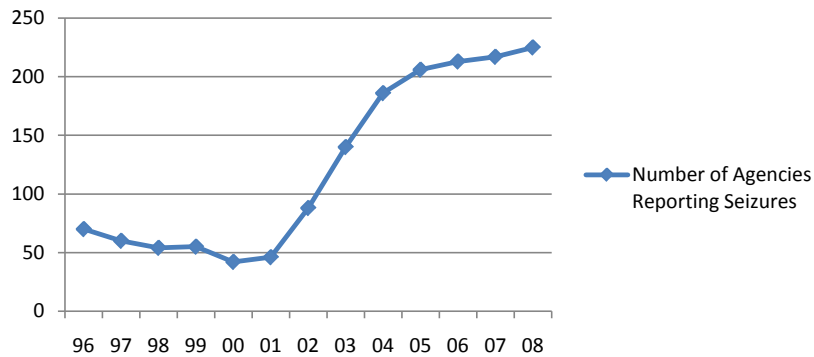
Number of Seizures



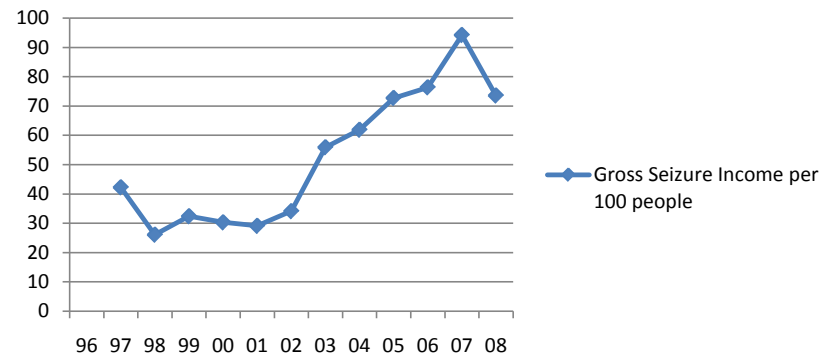
Gross Seizure Proceeds



Number of Agencies Reporting Seizures



Gross Seizure Income per 100 people



Source: Minnesota State Auditor Reports on Criminal Forfeitures, 1996 to 2008.

The **2008 decline** in forfeitures is due to several factors.

- (1) Minneapolis did no firearms forfeitures in 2008 due to a processing change. 2009 numbers from Minneapolis will reflect two years worth of firearms forfeitures. For comparison, Minneapolis had 809 firearm forfeitures in 2007.
- (2) other jurisdictions reported a backlog in processing forfeiture cases.
- (3) Minneapolis had more federal forfeiture cases in 2008 than previous years, and federal forfeitures are not reported in the State Auditors report.

This document was prepared by the ACLU-MN, 450 N. Syndicate, Ste 325, St. Paul, MN 55104